



June 2020

UCSF

Radiology & Biomedical Imaging

Faculty Celebrations

June 2020

If the past few months were marked by the bizarre challenges of COVID-19, they also included important milestones in our academic life cycle worth noting and celebrating. When we see how rapidly our 'normal' life can change, taking the time to pause, recognize, and congratulate our faculty is especially meaningful. In the following pages, we are delighted to applaud our faculty colleagues and their achievements and to reflect on how our extraordinary people and their work shapes our academic community.

As we mark this academic year's important milestones we also celebrate all of our faculty, many of whom may not be named here, yet all of whom teach and mentor, write and lecture, diagnose and treat, generate ideas and projects, question and decipher, lead and organize. Your care and commitment to our department and our field is the true measure of our profession.



Congratulations

Faculty Promotions

We celebrate nine well-earned promotions to Associate and full Professor, advancements ratified by the Academic Senate to acknowledge our faculty's unique contributions to UCSF's excellence in patient care, education, research, and service.



FACULTY PROMOTIONS

2020



Heather Greenwood, MD
Associate Professor of Clinical Radiology
Breast Imaging



Jessica Hayward, MD
Associate Professor of Clinical Radiology
Breast Imaging




Priyanka Jha, MD
Associate Professor of Clinical Radiology
Abdominal Imaging / Ultrasound

FACULTY PROMOTIONS

2020




Vinil Shah, MD
Associate Professor of Clinical Radiology
Neuroradiology



Derek Sun, MD
Associate Professor of Clinical Radiology
Abdominal Imaging / Ultrasound

FACULTY PROMOTIONS

2020




Nicholas Fidelman, MD
Professor of Clinical Radiology
Interventional Radiology



Michael Hope, MD
Professor in Residence
Chief of Radiology
San Francisco VA Medical Center

FACULTY PROMOTIONS

2020



Miguel Hernandez-Pampaloni, MD, PhD
Professor of Clinical Radiology
Molecular Imaging & Therapeutics



David Wilson, MD, PhD
Professor In Residence
Neuroradiology

Recognition

Faculty Awards

Four faculty received department honors this year, nominated by their colleagues and trainees. These awards commend above-and-beyond contributions to the clinical care of our patients, teaching and mentoring, and a lifetime of outstanding work at UCSF.





Vickie Feldstein, MD

**Professor of Clinical Radiology
Abdominal Imaging / Ultrasound Section**

OUTSTANDING ALUMNUS AWARD

Presented to a graduate of the UCSF Department of Radiology & Biomedical Imaging residency program who has achieved a high level of professional accomplishment, who has provided outstanding service to the field of radiology through their leadership, and who has promoted the culture of our department through collaboration, professionalism and excellence.

Dr. Feldstein completed her residency and fellowship at UCSF, serving as chief resident in 1991. Colleague Liina Poder, MD noted that “Dr. Feldstein is an incredible mentor, a highly valued colleague, and a most devoted patient’s advocate who is well known at UCSF. Her expert knowledge is not limited to imaging. She is passionate about art and culture and enjoys sharing her experiences with her community.”



Travis Henry, MD

**Associate Professor of Clinical Radiology
Cardiac and Pulmonary Imaging Section**

HIDEYO MINAGI OUTSTANDING TEACHER AWARD

Named in honor of faculty member Hideyo Minagi, MD, this award recognizes a faculty teacher who most exemplifies the commitment, enthusiasm and dedication to teaching demonstrated by Dr. Minagi over his long UCSF career.

Resident Maya Vella, MD remarked at commencement that Dr. Henry “is a truly extraordinary teacher and role model...who has inspired each and every one of us and has made us all better radiologists.” Dr. Vella noted Dr. Henry’s excitement at seeing great cases, his enthusiasm in discussing patient care, and his dedication to weekly case conferences during shelter-in-place.



John Kurhanewicz, PhD

**Professor in Residence
Director, Body Research Interest Group**

OUTSTANDING FACULTY MENTOR

Presented annually since 2015 to a faculty member who has provided extraordinary service to the department's faculty through mentorship.

Dr. Kurhanewicz received nominations from across the department, with colleagues noting his unfailing generosity with time, ideas, advice and expertise.

To wit: *“John embodies the very best in academic mentorship.*

His counsel is astute and savvy, and he has seemingly limitless patience to hear all matters of concern, small or large, from junior faculty.”

“John has been an extraordinarily supportive mentor. He has provided sound and thoughtful scientific advice...he has taken care of me as a junior scientist with respect to grant support, authorship, and collaborative projects.”

Graham Wallace, MD

Volunteer Clinical Professor

OUTSTANDING CLINICAL FACULTY AWARD

Presented for outstanding service to the UCSF Department of Radiology & Biomedical Imaging as a member of the Clinical Faculty..

During the commencement awards, Dr. Travis Henry noted that “Graham went out of his way working about 25 days with us as a volunteer faculty member this past year. Our section couldn't have survived without his help! He is a wonderful role model for the residents and fellows, and a great friend of everyone in the chest section.”



Welcome

New Faculty

We extend a warm welcome to twelve new faculty members. Eight clinical faculty are starting their academic career with us as Assistant Professors, some from our own fellowship programs. Four new research faculty join us, all of whom are already integrated with our teams at the San Francisco VA, Mission Bay, and China Basin.





Rachelle Durand, DO

Assistant Professor of Clinical Radiology

PEDIATRIC RADIOLOGY

Dr. Durand earned her D.O. from the University of North Texas Health Science Center in 2012 and completed a Diagnostic Radiology residency at Wayne State University in 2017, where she served as a co-chief resident, and received the 2017 Radiology Resident of the Year Award. While at the Children's Hospital of Philadelphia Dr. Durand completed a fellowship in Pediatric Radiology in 2018, and

a fellowship in Pediatric Interventional Radiology in 2019.

Dr. Durand's professional interests are therapies for vascular anomalies and optimizing the effectiveness of gastrostomy tube placement. Dr. Durand's research involves characterizing the mechanics of neonatal PICCs, metastatic thyroid ablation therapy, and vascular anomalies.



Jeremy Gordon, PhD

Assistant Adjunct Professor

NEUROIMAGING RESEARCH GROUP

Dr. Gordon earned a PhD in Medical Physics in 2013 from the University of Wisconsin. He began in our department as a Postdoctoral Scholar (2013-2016), followed by a role as Senior Development Engineer (2016-2020).

Dr. Gordon's research uses advanced imaging techniques to provide physiologic and metabolic information with MRI, with a focus on the development of novel and

rapid acquisition strategies and reconstruction methods for spectroscopic imaging on pre-clinical and clinical systems. These methods are applied to prostate cancer research, other cancers and metabolic diseases.

Dr. Gordon is an author on 34 peer-reviewed publications and is a distinguished reviewer for the journal *Magnetic Resonance in Medicine*.



Roxanna Juarez, MD


Assistant Professor of Clinical Radiology

MOLECULAR IMAGING & THERAPEUTICS

Dr. Juarez earned her MD from Brown University in 2014, followed by an Internal Medicine internship at Greenwich Hospital – Yale New Haven Health in 2014. While there, Dr. Juarez received the Browning Award for trainees who display exceptional teamwork. Dr. Juarez completed a Diagnostic Radiology residency at Georgetown University Hospital in June 2019.

In 2020, Dr. Juarez completed a Nuclear Medicine fellowship in our department.

With Drs. Robert Flavell and Thomas Hope, Dr. Juarez has conducted research focused on molecular imaging for evaluation and monitoring prostate cancer. She has extensive past research experience at Georgetown University.



Yoo Jin Lee, MD

Assistant Professor of Clinical Radiology

CARDIAC & PULMONARY IMAGING

Dr. Lee completed her MD in 2007 at Kyungpook National University, South Korea, as well as her internship (2008), and Diagnostic Radiology residency (2012).

Dr. Lee was a research associate in Cardiovascular Radiology (2017), a Clinical Fellow in Cardiothoracic Radiology (2018), a Clinical Instructor (2019), and a Clinical Fellow in Nuclear Medicine (2020) at University of Virginia.

Dr. Lee's clinical work focuses on thoracic, cardiac, and non-invasive vascular imaging for endovascular intervention and cardiovascular surgery and vascular disease. Her research focuses on the efficacy of cardiac MR in diagnosis of myocarditis. She has worked closely with cardiology-biomedical teams on cardiac MR sequence development, and spiral pulse sequences for myocardial perfusion imaging.



Eugene Ozhinsky, PhD

Assistant Adjunct Professor

VA IMAGING SCIENTIST

Dr. Ozhinsky earned his PhD (2012) from the UCSF-UC Berkeley Bioengineering Program and joined our department as a postdoc the same year. Since 2014, Dr. Ozhinsky has been a specialist, working on deep learning algorithms for object detection and classification in radiographs and MR images of patients with hip fractures and osteoarthritis. He also works on PACS data mining and transfer

pipelines for training deep neural networks.

As PI on an NIBIB Trailblazer R21 grant, he is leading development of MR thermometry and ultrasound beamforming techniques for targeted hyperthermia treatments. Dr. Ozhinsky received the Magna Cum Laude Award from the ISMRM (2014) and is an author on 20 journal articles.



Preethi Raghu, MD

Assistant Professor of Clinical Radiology

ABDOMINAL IMAGING / ULTRASOUND

Dr. Raghu earned her MD at Albany Medical College, NY (2014), where she also completed an internship (2015). Her Diagnostic Radiology residency was at Rochester General Hospital, NY (2015) and Virginia Mason Hospital & Medical Center in Seattle (2016-19). Dr. Raghu completed a Body Imaging clinical fellowship at Stanford in 2020.

Dr. Raghu is trained in the

Virginia Mason Production System for hospital quality and safety. She served on the Washington State Radiological Society as VP of the Resident and Fellow Section (2018-19) and on the Committee on Women and Diversity (2017-18).

Dr. Raghu had the Top Educational Exhibit at the ARRS “Nuclear Medicine Power Hour” (2019) and earned case prizes from the SRU (2018, 2019).



Andreas Rauschecker, MD, PhD

Assistant Professor in Residence

NEURORADIOLOGY

Dr. Rauschecker earned his MD and PhD at Stanford, followed by an Internal Medicine internship at Albert Einstein Medical Center. He completed a Diagnostic Radiology residency at the University of Pennsylvania (2018), on the NIH T-32 research track. He joined UCSF as an NIH T-32 postdoc research fellow in 2018 and was an ACGME Clinical Fellow in Neuroradiology.

Dr. Rauschecker's research is focused on AI techniques for quantitative characterization and diagnosis of the fetal brain and applications of machine learning to understanding brain-behavior relationships in typically developing children. He has received the RSNA Roentgen Fellow Research Award (2019), the SIIM Roger A. Bauman MD Award (2019), among others. He is an author of 25+ peer-reviewed articles.



Kimberly Ray, MD

Associate Professor of Clinical Radiology

BREAST IMAGING

Dr. Ray completed a clinical fellowship in Breast Imaging in our department in 2007.

From 2007-2013, Dr. Ray was the Medical Director of the Center for Breast Imaging and Diagnosis at St. Joseph Hospital in Orange, CA. In 2013, Dr. Ray joined UCSF Mount Zion as assistant professor in the Women's Imaging Section, becoming Associate Chief of Women's Imaging at ZSFG in 2014.

Dr. Ray was an attending radiologist at Kaiser Permanente, East Bay (2018-20). In 2018, Dr. Ray was selected as a Fellow of the Society of Breast Imaging, an honor demonstrating her leadership in the field of breast imaging.

We are delighted to welcome Dr. Ray back to UCSF.



Mark Sugi, MD

Assistant Professor of Clinical Radiology

ABDOMINAL IMAGING / ULTRASOUND

Dr. Sugi earned his medical degree at UCLA (2011) and completed an internship in UCLA's Department of Orthopedic Surgery (2012). In 2019, Dr. Sugi completed a Diagnostic Radiology Residency at the Mayo Clinic in Scottsdale, AZ. Dr. Sugi completed an Abdominal Imaging and Ultrasound clinical fellowship in our department in 2020.

From 2019-20, Dr. Sugi served as Secretary and Treasurer of the Residents and Fellows section of the Society of Abdominal Radiology (SAR). He is also a member of the SAR Early Career Committee.

Dr. Sugi has an interest in image-guided biopsy and unique surgical procedures performed at UCSF. Dr. Sugi is an author on more than 10 peer-reviewed publications.



Olga Tymofiyeva, PhD

Assistant Adjunct Professor

TRANSLATIONAL IMAGING SCIENTIST

Dr. Tymofiyeva earned a PhD in Physics at the University of Wuerzburg, Germany. She came to our department as a postdoctoral scholar in 2010, followed in 2014 by a position as an assistant professional researcher.

Dr. Tymofiyeva's primary research focus is non-invasive mapping of structural and functional connectivity in the developing brain. She develops and applies advanced MRI

techniques to study the neurobiological substrates of mental disorders and effects of mind-body interventions on children and adolescents.

Dr. Tymofiyeva is currently the PI for an NIH-funded study of brain plasticity in adolescents undergoing a mindfulness meditation training, the "BrainChange" study. She is an author on 25 journal articles and one book chapter.



Pavithra Viswanath, PhD

Associate Adjunct Professor

TRANSLATIONAL IMAGING SCIENTIST

Dr. Viswanath received her PhD from the Indian Institute of Science, Bangalore in 2007. She joined our department in 2014 as an associate specialist in Dr. Sabrina Ronen's Lab.

Dr. Viswanath's research seeks to leverage insights from cancer genomics to drive the preclinical development of imaging modalities and therapies that will benefit patients. She is researching oncogenic events that drive

tumor pathogenesis which also result in the reprogramming of tumor metabolism. Dr. Viswanath believes that deeper understanding of metabolic reprogramming in preclinical tumor models will be a springboard for the identification of non-invasive metabolic imaging methods and metabolic drug targets.

Dr. Viswanath is an author of 20 publications in high-impact journals.



Sean Woolen, MD

Assistant Professor of Clinical Radiology

ABDOMINAL IMAGING / ULTRASOUND

Dr. Woolen completed his MD (2014) and internship (2015) at Indiana University. Dr. Woolen completed a Diagnostic Radiology Residency at University of Michigan (2019) and a fellowship in Diagnostic US/AI in our department (2020).

Dr. Woolen has experience in meta-analysis, QI, machine learning, and clinical trials. He has designed and led multi-center patient preference research, multidisciplinary


teams of researchers across clinical departments and collaborated with basic science faculty.

In 2018, Dr. Woolen was the recipient of the University of Michigan Quality Investigator Award and the Top Research Article Award, awarded for the best research article published by a resident. Dr. Woolen is an author on 15+ journal articles, including several first author publications.

Farewell

Retiring Faculty

We have two faculty members retiring on June 29, and though we will miss their full-time presence in the department, we wish them all the very best. May the years ahead bring them great joy and relaxation.





Jim Barkovich, MD

Professor in Residence

NEURORADIOLOGY

Dr. Jim Barkovich is concluding a long and successful career at UCSF this month, having joined us in 1986 while holding a concurrent active duty role as a Major in the U.S. Army until 1989.

Dr. Barkovich is a renowned expert in neuroradiology specializing in the diagnosis of neurological disorders in infants and children. He has received numerous

commendations over the years, most recently the Presidential Recognition Award from the Society for Pediatric Radiology in 2019 in recognition of his impact and service to the profession.

As a clinician and researcher, Dr. Barkovich has published 385+ articles and contributed to 400+ research documents, in addition to mentoring scores of trainees.



Ken Martin, MD

Professor

PEDIATRIC RADIOLOGY

Dr. Martin earned his MD at UC San Diego in 1982, completed his residency and fellowship at the Mallinckrodt Institute of Radiology in St. Louis, and a second fellowship at St. Louis Children's Hospital.

Dr. Martin has been a clinician and faculty member at Children's Hospital Oakland since 1987 and has also served as a pediatric radiology consultant at Travis Air Force Base.

Dr. Martin specializes in diagnostic imaging of the brain and spinal cord, evaluating pediatric patients who require brain tumor and other surgeries.

Dr. Martin has published in top journals throughout his career, as well as contributing abstracts and posters to professional meetings over the years.

ACADEMIC AFFAIRS TEAM



Christine Glastonbury, MBBS
Vice Chair for Academic Affairs



Susan Wall, MD
Advisor to the Chair for
Faculty Development



Amy Pradhan, MS, MPH
Director, Academic Affairs



Jocelyn Pulido
Academic Coordinator



Lorna Kwok
Academic Coordinator



Academic Affairs has a new website
See the updated *Faculty Thrive Guide* and more

<https://radiology.ucsf.edu/academic-affairs>



